


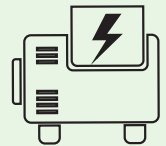
designed and created
for your needs

Designed to provide an exceptional level of performance for every work on site ensuring the right balance between power and ease of use

TKS-40
MONSTER



30-40m
water 
nebulizer



9kVA
Generator required



Integrated drive system with wi-fi remote console



more sustainable
and environmentally
friendly future



TRIME[®]
Dust Suppression

TKS-40

MONSTER

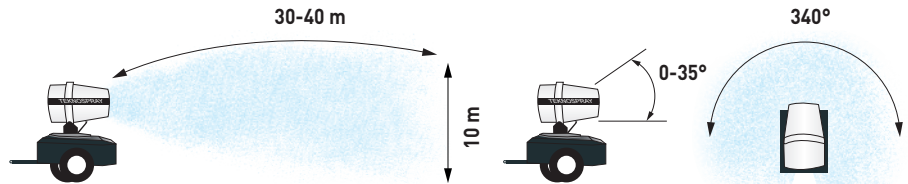
WATER NEBULIZER

30-40m

water nebulizer

ZERO
emissions

100%
Electric engine
powered



APPLICATIONS



FEATURES

- ✔ SMART START SYSTEM
- ✔ Water pump
- ✔ Water pressure Gauge
- ✔ Water pump
- ✔ Water Safety pressure switch
- ✔ Manual water drain system
- ✔ Integrated water tank
- ✔ Stainless steel crown with 24 nozzles
- ✔ Multi-directionally electric adjustable cannon
- ✔ 10 meters hydraulic and foldable mast
- ✔ Robust lifting eyes
- ✔ Cable protected inside the mast with automatic reel
- ✔ Circuit breaker for electrical protection
- ✔ High efficiency Kubota engine coupled with heavy duty Linz Electric alternator
- ✔ Wide crawler undercarriage to be secure and stable in any situation
- ✔ Constantly horizontal thanks to the dynamic levelling technology
- ✔ Integrated drive system with WI-FI remote console

SAFETY

- ✔ Reduce dust for healthy and safe environment
- ✔ Safety automatic clutch compliant with HSE norm
- ✔ Remote control with full operation
 - start/stop
 - tilt up/down
 - turn left/right/auto

OPTIONS

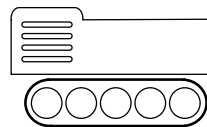
- ✔ 60 Hz
- ✔ External pump for chemicals additives

R.O.T. SYSTEM

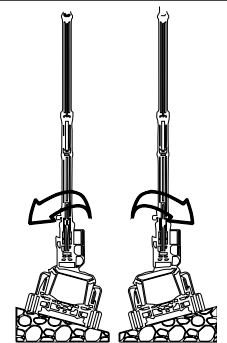
- Remote control, 50m range programmable function "cicle" to start electric motor-water pump - oscillation with only one button
- Automatic oscillation 0 - 340° manual area setting
- Electric Tilting System

Technical data

Electric engine power (kW)	5
Fan diameter (mm)	800
Water consumption (l/m)	37 - 43
Coverage without wind (m)	30 - 40
Max. water throw height (m)	20
Water connection	UNI 45 or STORZ or CAMLOCK
Water inlet filter (mesh)	60
Y Filter (µm)	500
Electric Tilting system	0 - 35°
Automatic oscillation	0 - 340°
Tower height (m)	10
Engine (diesel)	Kubota D1105
Dimensions (mm)	4800x1830x2600
Weight (kg)	2525
Generator	
Fuel tank (kVA)	150
Consumption (l/h)	2
Running time (h)	75
Power generator (kVA)	9
Voltage (VDC)	48
Max driving speed (km/h)	2,2
Gross weight (kg)	3500



wide crawler undercarriage
to be secure and stable in any situation



Longitudinal/Lateral
Automatic levelling ± 15°



Sales Dept. +39 0382 406 252 - www.trime.it - info@trime.it

The company reserves the right to modify the technical specifications, items and design without notice. The images of the products are indicative for illustrative purposes only.